


Ruby Eclipse 0-6-0 Steam Locomotive

Post by "feedposter" of Jan 20th 2025, 11:23 am

[Quote from Open-L-Gauge](#)

Image not found or type unknown



A classic dark red steam locomotive, with bright light orange details.

Loosely based on the Reading 1251, the powerful 3:1 gearing and L motor makes this excellent for shunting work, but it can be used for longer distances as well.

<https://afol55.afol.lu/forum/index.php?thread/13481-ruby-eclipse-0-6-0-steam-locomotive/&postID=32286#post32286>


Built for reliability and stability, the model can handle some rough play and is about as childproof as a similar scale City Trains model.

The Powered Up batterybox can easily be removed when required. The locomotive can be turned on and off by pressing a tile in front of the cabin, and the power LED is both visible and non-obtrusive.

The instructions have been checked by industry professional Gears - you can check his work at <http://Youtube.com/@gearsandbricks> . I'm very grateful for his contribution.


Note: the front coupler swings out on standard R40 curves, and may derail front-coupled wagons. The rear coupler works just fine.

Image not found or type unknown



Display More

Image not found or type unknown



<https://afol55.afol.lu/forum/index.php?thread/13481-ruby-eclipse-0-6-0-steam-locomotive/&postID=32286#post32286>

[Ruby Eclipse 0-6-0 Steam Locomotive - Open L-Gauge](#)

Free Studio file & PDF building instructions created by Mahj on Open L-Gauge.
open-l-gauge.eu